

Freezing Condensate Solutions

Condensate Bypass Valve - Boiler Buoy BB-1

Cutting a condensate pipe due to freezing has been common place over winter periods. The Boiler Buoy condensate bypass valve is a solution that has been designed to be fitted during install, emergency call outs or whilst performing annual service visits. A RED float which when visible, indicates that the condensate pipe has a blockage or may be frozen.

The built in tap allows the householder to drain the condensate away safely and ensures heating of the property can be maintained.







Features:

- Includes 1.5m of 9.5mm hose.
- Simple and easy to use and install.
- Suitable for 22mm pipe.
- Low cost.
- Keeps the boiler running.
- Avoids the need to cut condensate pipes.
- Will suit any installation.

BOILER BUOY
CONDENSATE BYPASS VALVE

Part Code	Description	Height	Diameter	Outlet	Hose Length
BB-1	Boiler Buoy - Condensate Bypass Valve	115 mm	29 mm	9.5 mm	1.5 m

INSTALLATION STEPS

<p>1. If the RED ball is showing - this signals that your OUTSIDE PIPE IS FROZEN.</p> 	<p>2. Connect the hose to the OUTLET and DRAIN into a plastic container or bucket.</p> 	<p>3. Turn the tap ON to release the blockage. Empty the container into a sink, bath or toilet drain.</p> 	<p>4. When the freezing cold spell is over, and the RED ball is no longer visible. TURN THE TAP OFF.</p> 
---	--	--	--